



DUTCH QUALITY STONE

CRAFTSMANSHIP BORN OF TRADITION





PRODUCTS

Tuscan Ridge	8
Weathered Plank 4	10
Weathered Plank 6	11
Dry Stack	12
Ledgestone	14
Weather Ledge	16
Limestone	18
Fieldstone	20
Tuscany Veneer	22
Stack Ledge	24

INTERIOR / EXTERIOR / COMMERCIAL

Design Inspiration	26-33
------------------------------	-------

ACCESSORIES

Tuscany Veneer Sill	23
Hearthstones	36
Mantels & Brackets	37
Window Trim	38
Keystones	39
Sills	39
Capstones	40
Quoins	42
Utility Accents	42
Miscellaneous	42

ADDITIONAL RESOURCES

Accessory Colors	43
Color Selection Guide	43
Profile Index	44
Warranty	47



WHAT IS “DUTCH” QUALITY?

It is craft shaped by a code. A way jobs are done. And a devotion to doing them. With patience and persistence. Reverence and honor. Amish values and a pioneer's spirit.

A belief in hard work, tempered skills and straightforward solutions. Good boots, frank talk and calloused hands.

A belief in beauty and quality and value. In perfect, balanced measures.

A belief shared by every mason and yardhand. Every soul who builds with us and backs us up. Forging a common bond that isn't all that common anymore.

Dutch Quality is our name, but it is so, so much more. It is a pledge. It is our word. And it is set in stone.



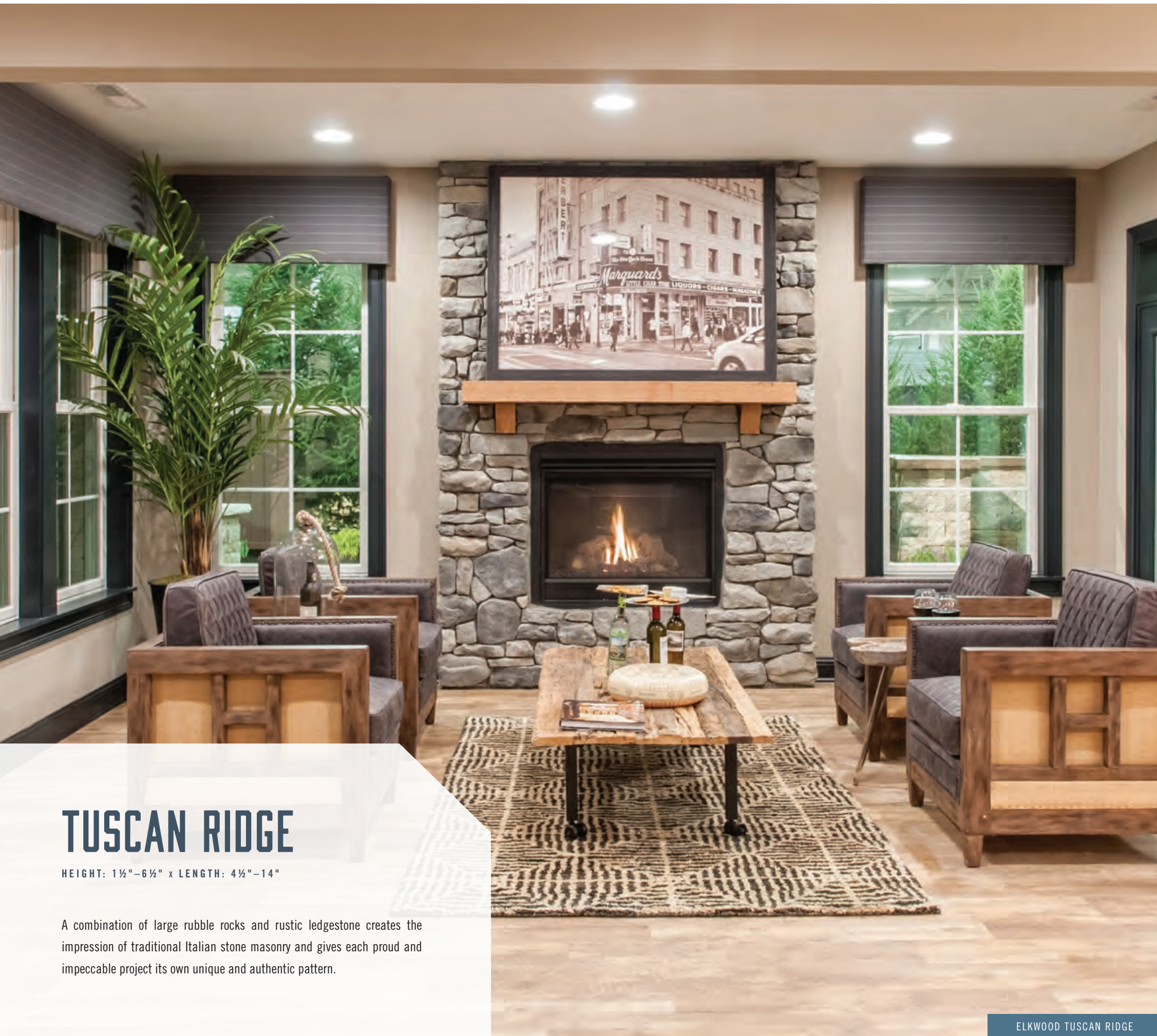
OUR PRODUCTS

With equal parts pride and precision, Dutch Quality craftsmen create a wide selection of stone styles, colors and sizes — even thoughtfully designed accessories — for your interior, exterior, residential and commercial projects.

Our original master molds are meticulously crafted to capture the rich beauty and complex character of natural stone. It's a process that requires both art and technology.

Not to mention, the steadfast support of our customers. With customer service that's as finely hewn to the values of "Dutch" quality as our products. It's our solemn commitment: To make certain we're always aligned with your project, budget and timing. And above all, your style.

Otherwise, it just wouldn't be Dutch Quality Stone.



TUSCAN RIDGE

HEIGHT: 1 1/2" - 6 1/2" x LENGTH: 4 1/2" - 14"

A combination of large rubble rocks and rustic ledgerstone creates the impression of traditional Italian stone masonry and gives each proud and impeccable project its own unique and authentic pattern.

ELKWOOD TUSCAN RIDGE

“For more than two decades, Dutch Quality has built a reputation for producing a fine quality product. Their consistency in style, coloring and packaging makes them pleasing to both the eye of the customer and the hand of the mason.”

- Shawn Wittmer
Rock Solid Cut Stone & Supply



ELKWOOD



NATURAL BLEND



SIENNA



WINTER POINT

WEATHERED PLANK 4 & 6

HEIGHT: 4" OR 6" x LENGTH: 36"

Molded to precisely capture the grain and character of natural, reclaimed barn wood — but with all the beauty, quality and value you expect from Dutch Quality Stone. Combine 4" and 6" planks to add true rustic charm.



WINESBURG WEATHERED PLANK 4 & 6



INDUSTRIAL GREY WEATHERED PLANK 6



WINESBURG WEATHERED PLANK 4



INDUSTRIAL GREY WEATHERED PLANK 4



WINESBURG WEATHERED PLANK 6



INDUSTRIAL GREY WEATHERED PLANK 6



DRY STACK

HEIGHT: 2" & 4" x LENGTH: 5"-24"

Reinforcing our legacy of beauty, quality and value, Dry Stack panels create a look of intricately stacked natural stone but with increased installation efficiency. No grouting small ledge stones or prolonged construction timelines required.

SIENNA DRY STACK



ARIZONA




ASHEN



CYPRESS



PENNSYLVANIA



PRESTIGE



SIENNA



WINTER POINT



NATURAL BLEND



PENNSYLVANIA



PRESTIGE



QUAIL GREY



SAGEWOOD



SIENNA



SIENNA LEDGESTONE



LEDGESTONE

HEIGHT: 1 1/2" - 6 1/2" x LENGTH: 7 1/2" - 23"

The choice for adding truly rugged character to your space, LedgeStone is heavily textured with deep lines and irregular shapes that create dramatic shadowing and lend the appearance of hand-hewn stone.

SAGEWOOD LEDGESTONE

WEATHER LEDGE

HEIGHT: 1½"–7½" x LENGTH: 4"–23"

Long, rectilinear stones in varying heights feature a distressed, gracefully aged surface and truly distinctive look. Weather Ledge is shaped to ensure tight dry-stack installation and moderate shadow relief, even when grouted.

ASHEN WEATHER LEDGE



TAN WEATHER LEDGE



CYPRESS



ELKWOOD



PRESTIGE



QUAIL GREY



SAGEWOOD



WINTER POINT



ASHEN



NATURAL BLEND



PENNSYLVANIA



SIENNA



TAN



TORINO



LIMESTONE

HEIGHT: 2½"-7½" x LENGTH: 4"-22"

Precisely crafted for the clean, classic appeal of hand-chiseled limestone in molded shapes and regular sizes that are easily installed. The timeless look of Limestone is a favorite among designers, masons and homeowners.

PENNSYLVANIA LIMESTONE



CHARCOAL



COLUMBUS BLEND



ELKWOOD



GREAT LAKES



KENTUCKY BLEND



OHIO TAN



PENNSYLVANIA



AUTUMN BLEND



GREAT LAKES LIMESTONE



FIELDSTONE

SMALLEST: 5" x LARGEST: 22"

With rustic textures and forms seemingly tumbled by time, our Fieldstone looks like it was harvested from the countryside. But it's actually the result of a meticulous, time-honored molding process resulting in natural, organic shapes.

KENTUCKY FIELDSTONE



PENNSYLVANIA FIELDSTONE



KENTUCKY



PENNSYLVANIA



SIENNA



TORINO



PENNSYLVANIA FIELDSTONE

“Delivering a product to our customers that represents true pride and old-world craftsmanship has become the experience of a lifetime for our family.”

- Aarin Downs Vest & Dave Downs
Stone Connections, LLC





TUSCANY VENEER

HEIGHT: 11 5/8" x WIDTH: 23 5/8" x DEPTH: 1 1/4"

Reinforces a proud, stately impression with the smooth, monochromatic appearance of natural, quarry-cut stone. Large shapes allow for fast installation, making this a particularly smart choice for commercial projects.



IVORY



STONE



TAN



IVORY TUSCANY VENEER SILL



IVORY TUSCANY VENEER



TUSCANY VENEER SILL

23 1/2" (L) x 3" (W) x 2 1/8" (H)

Available in Ivory, Stone and Tan.

IVORY TUSCANY VENEER



STACK LEDGE

HEIGHT: 1 1/2" - 6 1/2" x LENGTH: 7 1/2" - 21"

The irregular surface details and chiseled textures of Stack Ledge are crafted for a sturdy and authentic look in any application. When squaring the edges, Stack Ledge allows for a tighter, more installer-friendly fit.

SAGEWOOD STACK LEDGE



SIENNA STACK LEDGE



AUTUMN BLEND



FALLBROOK



SAGEWOOD



SIENNA



STEINHAUS



TORINO



EVERY DAY, WE ARE INSPIRED BY THOSE WE SEEK TO INSPIRE.

It's a circle of skill and honor and devotion. From Dutch Quality craftsmen to architects and designers to stonemasons and yard hands to business and homeowners, pride goes in, pride goes up and pride goes on.

It's how we strike the perfect balance of beauty, quality and value in every Dutch Quality Stone.



NATURAL BLEND WEATHER LEDGE



SIENNA STACK LEDGE



PENNSYLVANIA LEDGESTONE



SIENNA DRY STACK



NATURAL BLEND WEATHER LEDGE

DUTCH QUALITY STONE FOR INTERIORS

In man's hierarchy of needs, shelter is essential. As is the timeless tradition of bringing nature in to keep the elements out — with enduring beauty and dignity. Dutch Quality Stone provides the inspiration to transform a simple wall, create a focal point or carve out intimate corners in wide-open great rooms. Our stones give you a range of choices that create authentic character, texture and pride.



DUTCH QUALITY STONE FOR EXTERIORS

For as long as people have been building spaces in which to gather, stone has been their sturdy, beautiful and proud material of choice. That's still true today. Our artisan-crafted stone styles bring an organic element to outdoor walls, fireplaces, patio-scapes, kitchens and more, marrying the rugged textures and subtle colors so loved in nature with the ease of installation only Dutch Quality Stone can deliver.

ELKWOOD LIMESTONE



SAGEWOOD LEDGESTONE



SAGEWOOD LEDGESTONE



SAGEWOOD WEATHER LEDGE



PRESTIGE DRY STACK



PRESTIGE WEATHER LEDGE



DUTCH QUALITY STONE FOR COMMERCIAL

Our commitment to time-honored craft doesn't end at the home. No way. Dutch Quality Stone offers a wide selection of stone veneer styles to add beauty, character and eye-catching detail to every commercial application. Without the engineering and budget demands associated with natural stone. How? Our production team carefully mixes old-fashioned craftsmanship and advanced technology, so that high-volume orders are quickly fulfilled to meet our exacting standards. And yours. To keep you on time and on budget — while capturing attention, inviting foot traffic and maximizing property value. Anything else just wouldn't be Dutch Quality.

TUSCANY VENEER



LIMESTONE COLUMBUS BLEND



LIMESTONE AUTUMN BLEND



LEDGESTONE PENNSYLVANIA



LEDGESTONE



LIMESTONE OHIO TAN



THE FINISHING TOUCH.

Dutch Quality Stone accessories are the details that lend a beautiful and enduring finish to every residential or commercial project — not to mention, a clean, rugged transition for windows, doorways and other materials. All Dutch Quality accessories are offered in a variety of textures, shapes and colors to coordinate with your stone. See page 43 to match your stone color with a complementary accessory color.

HEARTHSTONES

SIZING: 20" x 19"

Hearthstones have the appearance of chiseled edges and weathered top surfaces for the perfect finishing touch.



FOGG



MIST



TAUPE



TAN



BROWN



GREY



MANTELS & BRACKETS

Adding a mantel has never been easier. Our stone mantels are installed using a strapping system attached to brackets and tied into wall studs for a quick, uncomplicated and completely secure installation. Available in **Brown, Fogg, Tan and Taupe**.

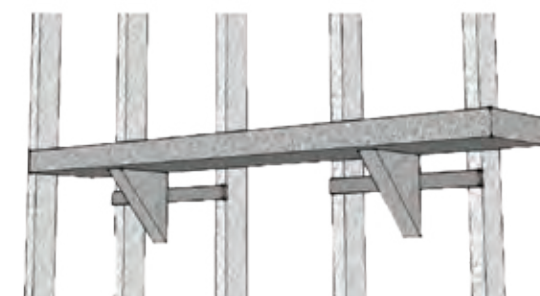


MANTEL DIMENSIONS

60" (L) x 10" (W) x 2½" (H)

BRACKET DIMENSIONS

11" (H) x 6½" (D) x 2½" (W)



WINDOW TRIM

Available in **Brown, Grey, Fogg, Tan** and **Taupe**. Shown in **Tan**.




FLAT WINDOW TRIM

22¾" (L) x 6½" (W) x 1½" (D)



TRIM STONES

8" (L) x 6" (W)



ROW LOCKS

5" [L] x 4" [W]

7" [L] x 5" [W]



KEYSTONES

Available in **Brown, Grey, Fogg, Tan** and **Taupe**. Shown in **Tan**.

CHISELED EDGE KEYSTONES

Large Keystone – 7", 12" (W) x 11" (H) x 1½" (D)

Small Keystone – 6", 9" (W) x 8" (H) x 1½" (D)



SILLS

Available in **Brown, Grey, Fogg, Tan** and **Taupe**. Shown in **Tan**.

WATER TABLE SILL

23½" (L) x 3" (H) x 2½" (D)



CURVED SILL

35½" (L) x 4" (H) x 1½" (D)



CAPSTONES



WALL CAPS

- 12" (W) x 23½" (L) x 2" (D)
- 14" (W) x 23½" (L) x 2" (D)
- 16" (W) x 23½" (L) x 2" (D)

Available in **Brown, Grey, Fogg, Tan** and **Taupe**. Shown in **Tan**.



FLAT WALL CAPS

- 10" (W) x 24" (L) x 2¼" (D)
- 12" (W) x 24" (L) x 2¼" (D)
- 14" (W) x 24" (L) x 2¼" (D)
- 16" (W) x 24" (L) x 2¼" (D)
- 18" (W) x 24" (L) x 2¼" (D)

Available in **Brown, Fogg, Tan, Grey** and **Taupe**. Shown in **Taupe**.



NATURAL CAPS

- 18" (W) x 36" (L) x 2" (D)

Available in **Brown, Fogg, Tan** and **Taupe**. Shown in **Brown**.



PIER CAPS

- 22" (W) x 22" (L) x 3" (D)

- 30" (W) x 30" (L) x 3" (D)

Available in **Brown, Grey, Fogg, Tan** and **Taupe**. Shown in **Tan**.



NATURAL CAPS

- 20" (W) x 20" (L) x 2" (D)

- 24" (W) x 24" (L) x 2" (D)

Available in **Brown, Fogg, Tan** and **Taupe**. Shown in **Taupe**.



CHISELED CAPS

- 22" (W) x 22" (L) x 3" (D)

- 24" (W) x 24" (L) x 3" (D)

- 31" (W) x 31" (L) x 3" (D)

Available in **Brown, Fogg, Tan** and **Taupe**. Shown in **Brown**.

QUOINS

Available in **Brown, Grey, Fogg, Tan** and **Taupe**. Shown in **Tan**.



QUOIN FLAT

2 3/4" (W) x 8" (H)



QUOIN CORNER

12" (W) x 8" (H) x 8"(D)



QUOIN FLAT

11 1/2" (W) x 8" (H)

UTILITY ACCENTS

Available in **Brown, Grey, Fogg, Tan** and **Taupe**. Shown in **Tan**.



WATER HYDRANT BLOCK

6 1/2" (W) x 8" (H)
1 5/16" Diameter Opening



RECEPTACLE BLOCK

6 1/2" (W) x 8" (H)
2 1/2" (W) x 4" (H) Opening



LIGHT BLOCK

8" (W) x 11" (H)
4" Diameter Opening

MISCELLANEOUS

Available in **Brown, Grey, Fogg, Tan** and **Taupe**. Shown in **Tan**.



90° JUMPER CORNERS

11" (W) x 10" (H) x 4" Return



JUMPER FLATS

11" (W) x 11" (H)



135° CORNER

8" (L) x 4 1/2" (H) x 5" Return
Available in **Limestone Profile** only.



ACCESSORY COLORS



BROWN



FOGG



GREY



TAN



TAUPE



MIST

ACCESSORY COLOR SELECTION GUIDE

LIMESTONE

Autumn Blend
Charcoal
Columbus Blend
Elkwood
Great Lakes
Kentucky Blend
Ohio Tan
Pennsylvania

Hearthstone

Brown
Grey
Tan, Mist
Grey, Fogg, Taupe
Tan, Mist
Grey, Fogg
Tan, Mist
Taupe, Brown

Accessories

Brown
Grey
Tan
Grey, Fogg, Taupe
Tan
Grey, Fogg
Tan
Taupe, Brown

LEDGESTONE

Natural Blend
Pennsylvania
Prestige
Quail Grey
Sagewood
Sienna

Hearthstone

Tan, Mist
Taupe, Brown, Grey,
Fogg
Grey
Taupe, Fogg
Tan, Taupe, Brown, Mist

Accessories

Tan
Taupe, Brown
Grey, Fogg
Grey
Taupe, Fogg
Tan, Taupe, Brown

WEATHER LEDGE

Ashen
Elkwood
Cypress
Natural Blend
Pennsylvania
Prestige
Quail Grey
Sagewood
Sienna
Tan
Torino
Winter Point

Hearthstone

Brown, Fogg
Grey, Fogg, Taupe
Tan, Taupe, Mist
Tan, Mist
Taupe, Brown
Grey, Fogg
Grey
Taupe, Fogg
Tan, Taupe, Brown, Mist
Tan, Mist
Tan, Taupe, Mist
Grey

Accessories

Brown, Fogg
Grey, Fogg, Taupe
Tan, Taupe
Tan
Taupe, Brown
Grey, Fogg
Grey
Taupe, Fogg
Tan, Taupe, Brown
Tan
Tan, Taupe
Grey

FIELDSTONE

Kentucky
Pennsylvania
Sienna
Torino

Hearthstone

Grey
Taupe, Brown
Taupe, Brown
Tan, Mist

Accessories

Grey
Taupe, Brown
Taupe, Brown
Tan

DRY STACK

Arizona
Ashen
Cypress
Pennsylvania
Prestige
Sienna
Winter Point

Hearthstone

Tan, Mist
Brown, Fogg
Taupe, Brown
Taupe, Brown
Grey, Fogg
Tan, Taupe, Brown, Mist
Grey

Accessories

Tan
Brown, Fogg
Taupe, Brown
Taupe, Brown
Grey, Fogg
Tan, Taupe, Brown
Grey

WEATHERED PLANK 4

Industrial Grey
Winesburg

Hearthstone

Tan, Grey, Mist
Taupe, Grey

Accessories

Tan, Grey
Taupe, Grey

WEATHERED PLANK 6

Industrial Grey
Winesburg

Hearthstone

Tan, Grey, Mist
Taupe, Grey

Accessories

Tan, Grey
Taupe, Grey

TUSCAN RIDGE

Elkwood
Natural Blend
Sienna
Winter Point

Hearthstone

Grey, Fogg, Taupe
Tan, Mist
Tan, Taupe, Brown, Mist
Grey

Accessories

Grey, Fogg, Taupe
Tan
Tan, Taupe, Brown
Grey



MORTAR TINT

Available in:
Brown, Taupe and Tan

PROFILE INDEX



WEATHERED PLANK 4
Industrial Grey
(H) 4"
(L) 36"
pg. 10-11



WEATHERED PLANK 4
Winesburg
(H) 4"
(L) 36"
pg. 10-11



WEATHERED PLANK 6
Industrial Grey
(H) 6"
(L) 36"
pg. 10-11



WEATHERED PLANK 6
Winesburg
(H) 6"
(L) 36"
pg. 10-11



DRY STACK
Arizona
(H) 2" & 4"
(L) 5"-24"
pg. 13



DRY STACK
Ashen
(H) 2" & 4"
(L) 5"-24"
pg. 13



DRY STACK
Cypress
(H) 2" & 4"
(L) 5"-24"
pg. 13



DRY STACK
Pennsylvania
(H) 2" & 4"
(L) 5"-24"
pg. 13



DRY STACK
Prestige
(H) 2" & 4"
(L) 5"-24"
pg. 13



DRY STACK
Sienna
(H) 2" & 4"
(L) 5"-24"
pg. 13



DRY STACK
Winter Point
(H) 2" & 4"
(L) 5"-24"
pg. 13



WEATHER LEDGE
Ashen
(H) 1 1/2"-7 1/2"
(L) 4"-23"
pg. 16-17



WEATHER LEDGE
Cypress
(H) 1 1/2"-7 1/2"
(L) 4"-23"
pg. 16-17



WEATHER LEDGE
Elkwood
(H) 1 1/2"-7 1/2"
(L) 4"-23"
pg. 16-17



WEATHER LEDGE
Natural Blend
(H) 1 1/2"-7 1/2"
(L) 4"-23"
pg. 16-17



WEATHER LEDGE
Pennsylvania
(H) 1 1/2"-7 1/2"
(L) 4"-23"
pg. 16-17



WEATHER LEDGE
Prestige
(H) 1 1/2"-7 1/2"
(L) 4"-23"
pg. 16-17



WEATHER LEDGE
Quail Grey
(H) 1 1/2"-7 1/2"
(L) 4"-23"
pg. 16-17



WEATHER LEDGE
Sagewood
(H) 1 1/2"-6 1/2"
(L) 4"-23"
pg. 16-17



WEATHER LEDGE
Sienna
(H) 1 1/2"-7 1/2"
(L) 4"-23"
pg. 16-17



WEATHER LEDGE
Tan
(H) 1 1/2"-7 1/2"
(L) 4"-23"
pg. 16-17




WEATHER LEDGE
Torino
(H) 1 1/2"-7 1/2"
(L) 4"-23"
pg. 16-17




WEATHER LEDGE
Winter Point
(H) 1 1/2"-7 1/2"
(L) 4"-23"
pg. 16-17



LEDGESTONE
Natural Blend
(H) 1 1/2"-6 1/2"
(L) 7 1/2"-23"
pg. 14



LEDGESTONE
Pennsylvania
(H) 1 1/2"-6 1/2"
(L) 7 1/2"-23"
pg. 14



LEDGESTONE
Prestige
(H) 1 1/2"-6 1/2"
(L) 7 1/2"-23"
pg. 14



LEDGESTONE
Quail Grey
(H) 1 1/2"-6 1/2"
(L) 7 1/2"-23"
pg. 14



LEDGESTONE
Sagewood
(H) 1 1/2"-6 1/2"
(L) 7 1/2"-23"
pg. 14



LEDGESTONE
Sienna
(H) 1 1/2"-6 1/2"
(L) 7 1/2"-23"
pg. 14



STACK LEDGE
Autumn Blend
(H) 1 1/2"-6 1/2"
(L) 7 1/2"-21"
pg. 25



STACK LEDGE
Fallbrook
(H) 1 1/2"-6 1/2"
(L) 7 1/2"-21"
pg. 25



STACK LEDGE
Sagewood
(H) 1 1/2"-6 1/2"
(L) 7 1/2"-21"
pg. 25



STACK LEDGE
Sienna
(H) 1 1/2"-6 1/2"
(L) 7 1/2"-21"
pg. 25



STACK LEDGE
Steinhaus
(H) 1 1/2"-6 1/2"
(L) 7 1/2"-21"
pg. 25



STACK LEDGE
Torino
(H) 1 1/2"-6 1/2"
(L) 7 1/2"-21"
pg. 25



LIMESTONE
Autumn Blend
(H) 2 1/2"-7 1/2"
(L) 4"-22"
pg. 19



LIMESTONE
Charcoal
(H) 2 1/2"-7 1/2"
(L) 4"-22"
pg. 19



LIMESTONE
Columbus Blend
(H) 2 1/2"-7 1/2"
(L) 4"-22"
pg. 19



LIMESTONE
Elkwood
(H) 2 1/2"-7 1/2"
(L) 4"-22"
pg. 19



LIMESTONE
Great Lakes
(H) 2 1/2"-7 1/2"
(L) 4"-22"
pg. 19



LIMESTONE
Kentucky Blend
(H) 2 1/2"-7 1/2"
(L) 4"-22"
pg. 19



LIMESTONE
Ohio Tan
(H) 2 1/2"-7 1/2"
(L) 4"-23"
pg. 19



LIMESTONE
Pennsylvania
(H) 2 1/2"-7 1/2"
(L) 4"-22"
pg. 19



FIELDSTONE
Kentucky
5"-22"
pg. 21



FIELDSTONE
Pennsylvania
5"-22"
pg. 21



FIELDSTONE
Sienna
5"-22"
pg. 21



FIELDSTONE
Torino
5"-22"
pg. 21



TUSCAN RIDGE
Elkwood
(H) 1 1/2"-6 1/2"
(L) 4 1/2"-14"
pg. 9



TUSCAN RIDGE
Natural Blend
(H) 1 1/2"-6 1/2"
(L) 4 1/2"-14"
pg. 9




TUSCAN RIDGE
Sienna
(H) 1 1/2"-6 1/2"
(L) 4 1/2"-14"
pg. 9



TUSCAN RIDGE
Winter Point
(H) 1 1/2"-6 1/2"
(L) 4 1/2"-14"
pg. 9



TUSCANY VENEER
Ivory
(H) 11 3/4"
(W) 23 3/4"
(D) 1 1/4"
pg. 23



TUSCANY VENEER
Stone
(H) 11 3/4"
(W) 23 3/4"
(D) 1 1/4"
pg. 23



TUSCANY VENEER
Tan
(H) 11 3/4"
(W) 23 3/4"
(D) 1 1/4"
pg. 23



WARRANTY

Dutch Quality Stone™ Inc., warrants, subject to the terms and conditions of the full written warranty, that its manufactured concrete products shall be free from defect in materials, manufacturing, and workmanship for a period of 50 years from the date of purchase. The manufacturer will not be liable for any cracked or damaged product due to mishandling, building settlement, improper installation, discoloration due to airborne contaminants, or acts of God beyond the control of the manufacturer. This warranty is limited to the original purchaser and may not be transferred. (Complete manufacturer's warranty is available on our website: dutchqualitystone.com)

Additional Notes

Just as natural stone will vary in color, Dutch Quality Stone™ will reflect some degree of variation in color.

Actual stone color may vary from brochure. It may also vary from existing structures.

Veneer stone is not intended for and will not hold up to foot traffic.

Like any other cement product, under certain weather temperatures and conditions, stone may have signs of efflorescence.

Just as natural stone shows signs of scuffing, occasionally Dutch Quality Stone™ will have light scuffing.

With proper handling, there should not be heavy scuffing.

Dutch Quality Stone™ is not responsible for discoloration due to run-off from adjacent building materials.

For answers to any questions not covered in this brochure, please contact us: 1-877-359-7866

For detailed installation instructions, specifications, technical information, and product evaluations, visit us online at dutchqualitystone.com.



Dutch Quality Stone™ meets or exceeds all ICC acceptance criteria.
See ICC-ES Evaluation Report No. 1942 at www.icc-es.org.



A **BORAL** Brand

Because Dutch Quality Stone replicates natural stone, variations should be expected. Even though colors in this brochure are as close to the actual stone as possible, photographic and printing techniques — and actual viewing conditions — can alter perception of color. We recommend obtaining a sample of Dutch Quality Stone before placing an order.

If you would like more information on prices, availability of stone, the name of your local distributor, or answers to any questions not covered in this brochure, please contact us. We are happy to assist you with your stone building plans. Detailed installation instructions, specifications, technical information, and test data are available on our website at: dutchqualitystone.com

DISTRIBUTED BY:

021721

Dutch Quality Stone, 18012 Dover Road, Mt. Eaton, Ohio 44659

PH: 330.359.7866 FAX: 330.359.5990 877.359.7866

dutchqualitystone.com